


FPV Series ▶▶

Solar DC Mini Circuit Breaker (DC MCB)



CCC CE CB RoHS



FPV-63

Solar DC Mini Circuit Breaker (DC MCB)



► Application

FPV-63 DC MCB supplementary protectors are designed to provide overcurrent protection within appliances or electrical equipment, where a branch circuit protection is already provided or not required. Devices are designed for direct current (DC) control circuit applications.



► Specifications

FPV-63 Series Circuit Breaker		FPV-63				
Frame Degree Rated Current (A)		63				
Pole		1P	2P	3P	4P	2P(CUSTOMIZED)
Rated Operating Voltage (V DC)		250	550	750	1000	800
Rated Insulation Voltage U_i (V DC)		1200V				
Rated Current In (A)		3,6,10,16,20,25,32,40,50,63A				
Rated Impact Voltage U_{imp} (kV)		4				
Ultimate Breaking Capacity I_{cu} (kA)		6				
Run Breaking Capacity I_{cs} (% I_{cu})		75%				
Curve Type		C				
Trip Type		Thermal-magnetic				
Mechanical	Actual average value	9700				
	Standard value	9700				
Electric	Actual average value	300				
	Standard value	300(accord to TUV standard)				

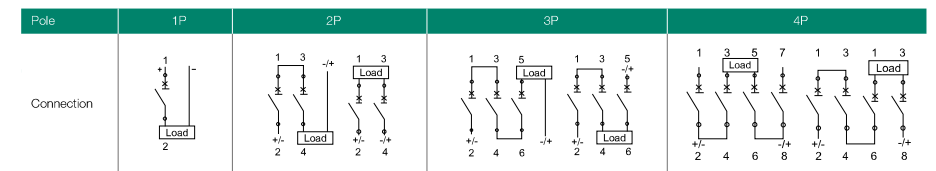
► Control and Indication

Shunt release (SHT)	
Undervoltage release (UNT)	
Auxiliary contact (AX)	Option
Alarm contact (AL)	

► Condition and Installation

Wiring capacity (mm ²)	$I_n \leq 32A, 1-6, I_n \geq 40A, 10-16$				
Ambient temperature (C)	-35~+70				
Altitude	≤2000				
Relative humidity	≤9 5%				
Pollution Level	3				
Installation Environment	No obvious shock and vibration				
Installation category	Class III				
Installation	DIN Standard rail				
Dimensions(W)x(H)x(Deep)	W	18	36	54	72
	H	80	80	80	80
	Deep	71	71	71	71
Weight (kg)		0.12	0.24	0.36	0.48

► Connection



FPV-63

Solar DC Mini Circuit Breaker (DC MCB)

YUEQING FEEO
ELECTRIC CO.,LTD

► Over current tripping characteristic

Test	Test Current	Initial State	Limited Time	Expected Result	Remarks
a	1.05In	Cold state	t 1h	Non-tripping	The current is rising within 5s
b	1.3In	Right after test number a	t<1h	Tripping	
c	7In	Cold state	tcs	Non-tripping	
d	10In	Cold state	t 0.1s	Tripping	

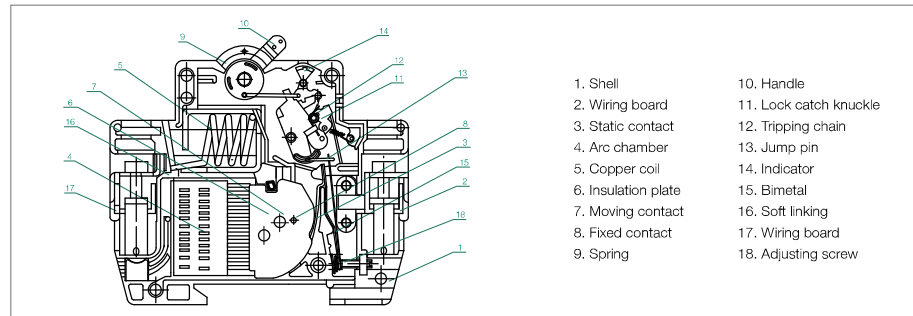
► Current correction values used at different ambient temperatures

Fixed current(A) Rated Current (A)	Temperature											
	-35	-30	-20	-10	0	10	20	30	40	50	60	70
3A	3.9	3.78	3.69	3.57	3.42	3.3	3.12	3	2.88	2.79	2.64	2.49
6A	7.8	7.56	7.38	7.14	6.84	6.6	6.24	6	5.76	5.64	5.28	4.98
10A	13.2	12.7	12.5	12	11.5	11.1	10.6	10	9.6	9.3	8.9	8.4
16A	21.12	20.48	20	19.2	18.4	17.76	16.96	16	15.36	14.88	14.24	13.44
20A	26.4	26.4	25	24	23	22.2	21.2	20	19.2	18.6	17.8	16.8
25A	33	32	31.25	30	28.75	27.75	26.5	25	24	23.25	22.25	21
32A	42.56	41.28	40	38.72	37.12	35.52	33.93	32	30.72	29.76	28.16	26.88
40A	53.2	51.2	50	48	46.4	44.8	42.4	40	38.4	37.2	35.6	33.6
50A	67	65.5	63	60.5	58	56	53	50	48	46.5	44	41.5
63A	83.79	81.9	80.01	76.86	73.71	70.56	66.78	63	60.48	58.9	55.44	52.29

► Current correction factor used at different altitudes

Rated Current (A)	Different altitude correction factors		
	≤2000m	2000~3000m	>3000m
3,6,10,16,20,25,32,40,50,63A	1.0	0.9	0.8

► Details



FPV-63

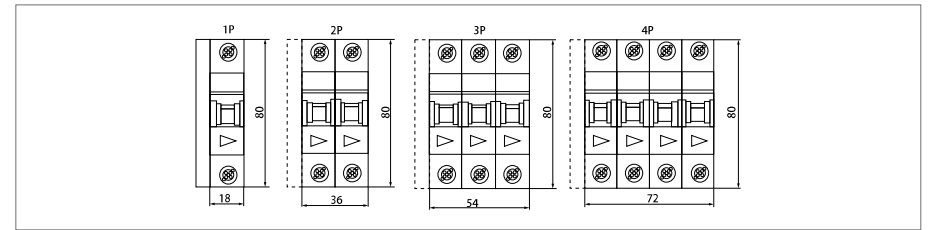
Solar DC Mini Circuit Breaker (DC MCB)

FEEO

► Wire connection terminals

Rated current In(A)	Copper wire nominal cross sectional area(mm ²)
3,6	1
10	1.5
16,20	2.5
25	4
32	6
40,50	10
63	16

► Dimension



► Characteristic Curve

